

84



**ALL INDIA INSTITUTE OF MEDICAL SCIENCE BILASPUR (H.P)**


Ref. No. AIIMS/BLS/Micro/VRDL/2025-26/158

Dated: 3/3/2026

**Subject: Procurement of 8 capillary DNA sequencer (Sanger Sequencer) on proprietary basis**

A demand received from **Micrology Department, AIIMS, Bilaspur (H.P)** for the procurement of **Procurement of 8 capillary DNA sequencer (Sanger Sequencer)** on proprietary basis. The product is proprietary product of **Thermo Fisher Scientific**. The PAC certificate from the firm as well as from the user department are attached and uploaded on website.

The above documents are being uploaded for open information to all, firms to submit the objections, with respect to proprietary nature of the product, if any, giving reference no **AIIMS/BLS/Micro/VRDL/2025-26/158**. The comments/representation should be sent to [storeofficer@aiimsbilaspur.edu.in](mailto:storeofficer@aiimsbilaspur.edu.in) or Procurement Officer, AIIMS Bilaspur (HP) - 174037, on or before 18/03/2026 up to 5:00 PM, failing which it will be presumed that no other vendor is having any comments to offer and the case will be decided on merit.

  
Faculty in charge  
(Procurement)

Encl: Related Documents Enclosed

- 1) PAC Certificate
- 2) Authorization certificate

## PROPRIETARY CERTIFICATE

This letter is to certify that Applied Biosystems™, a part of Thermo Fisher Scientific, is the sole manufacturer and sole provider of the Applied Biosystems™ SeqStudio™ Flex 8-cap Genetic Analyzer (Part No. A53627, A53628, A53629), and SeqStudio™ Flex 8-cap Genetic Analyzer having US patent number 5171534, 5332666, 5567292, 5821058 has the following proprietary/unique features combined in a single instrument system:


1. The system uses internally uncoated capillaries (an array of 8 capillaries, 50 cm and 36 cm in length) with Performance Optimized Polymers, which enhance the capillary life and run time considerably. The capillary arrays have a unique built-in frame and retractable slider for easy installation.
2. The system has an optional provision to upgrade from 8 capillary to 24 capillary system to meet future throughput needs.
3. The system has 4-plate capacity, which can accommodate 96-well Standard and Fast plates or 8-tube Standard or Fast strips, and provides complete walk away automation.
4. The system is capable of continuous plate loading and sample reprioritization.
5. The system is built with a single-line 505 nm, solid-state long-life laser that utilizes a standard power supply and requires no heat removal ducting.
6. The detection system is composed of a spectrograph and a peltier-cooled charged coupled device (CCD) and provides multicolor detection. The system detects and analyzes 6 fluorescent dyes simultaneously.
7. The system is capable of running 6-dye chemistry for fragment analysis applications and uses the sixth-generation BigDye Terminator version 1.1 & 3.1 chemistries and BigDye Terminator Direct chemistry for sequencing applications.
8. Software generated "virtual filters" for fluorescent detection readily accommodate new dyes and applications as they become available without requiring changes in the optical hardware.
9. After initial manual spectral calibration, the system has an autospectral calibration algorithm that updates the dye matrix with every injection, as needed, allowing optimized deconvolution of the dye spectra (some exceptions may apply).
10. The system has an offscale peak recovery algorithm to recover data from saturated pixels for fragment analysis runs (some exceptions may apply).
11. The system is capable of running "one polymer one array" for both sequencing and fragment analysis applications, enabling the user to seamlessly switch between both applications, even in the same plate.
12. The on-board computer and integrated touchscreen enable stand-alone instrument control, data collection, quality control monitoring and auto-analysis of data.
13. The pre-packaged on-instrument consumables and capillary arrays are each designed with an RFID (Radio Frequency Identification) tag integrated into the label to track key consumables data.

31

14. The integrated barcode reader facilitates tracking of samples using barcoded plates, and auto-links plate files through the barcoded workflow.
15. *(optional)* The Plate Manager software – a desktop or cloud application for creating and sending plate files directly to an instrument.
16. *(optional)* Security, Audit and Electronic signature features that assist with certain 21 CFR Part 11 requirements.
17. The system generates files in industry standard ABI format for sequencing and FSA format for fragment analysis. Sample files are compatible with secondary analysis applications such as Sequencing Analysis Software, Variant Reporter™ Software, Minor Variant Finder Software, GeneMapper™ Software and SeqScape™ software programs. For online analysis ecosystem, sequencing files can be analyzed with the Applied Biosystems™ Analysis Modules powered by Thermo Fisher Cloud, including Quality Check, Variant Analysis and Next-generation Confirmation modules.
18. Remote monitoring via a mobile device or networked device allows for remote monitoring and data visualization.
19. Flexible connectivity flexibility via Local Area Network (LAN), Wi-Fi, USB, and is LIMS compatible.
20. A Digital Support Ecosystem which offers Smart Help and Remote Support features for fast and secure issue resolution in addition to traditional on-site service.

All the features mentioned above are incorporated in SeqStudio™ Flex 8-cap Genetic Analyzer. No Sanger Sequencer (DNA Sequencer) other than SeqStudio™ Flex 8-cap Genetic Analyzer offers all the unique features mentioned above in a single system.

For **Thermo Fisher Scientific**.



Murali Venkat  
Director (Product Mgmt), CE Instrument & SW



83

**Institute Proprietary Article Committee (PAC)**  
**All India Institute of Medical Sciences, Bilaspur**  
**Himachal Pradesh – 174037**

No. AIIMS/BLS/PAC/2026/03

Dated: 19.02.2026

**Minutes of meeting**

A meeting was convened to scrutinize the items requested by the concerned departments to verify their eligibility for procurement under PAC. The meeting was held on 17th February 2026 at 03:00 PM in the Office of the Medical Superintendent. The following members were present in the meeting.

Name	Designation	Role	Signature
Dr. Dinesh Kumar Verma	Medical Superintendent	Chairman	
Dr. Deepti Malik	Associate Professor	Member Secretary	 19/02/26
Dr. Puneet Kumar Gupta	Additional Professor	Member	 19/2/26
Dr. Manu Priya	Additional Professor	Member	 Tampungs
Dr. Preyander Thakur	Associate Professor	Member	
Dr. Nikita Sharma	Associate Professor	Member	 19/2/26
Dr. Vikas Kumar	Associate Professor	Member	 19/2/26

After thorough deliberation by the Committee, the following points were discussed:

**1. Department of Radiation Oncology:**

**a. Hexa POD 6D Robotic Couch:** Based on scrutiny of the documents provided by the user Department, the PAC Committee is of the opinion that the item Hexa POD 6D Robotic Couch can be considered to be proprietary in nature as the said item is only compatible with the existing equipment Versa HD already installed in the Department.

**b. Breast Board SX Accessories for Breast Immobilization System:** The department intends to procure breast board SX accessories along with associated accessories for the breast immobilization system already installed in the department. As these accessories are compatible only with the existing system, the items may be considered proprietary in nature.

**2. Department of Microbiology:**

**a) Re-procurement of Consumables previously procured under PAC:** The department has proposed re-procurement of consumables previously procured under PAC. As the earlier PAC validity period of three years has elapsed, proprietary status cannot be presumed to continue automatically. Accordingly, the listed consumables at Annexure 1 for BacT/ALERT 3D System and Annexure 2 for VITEK 2 COMPACT system may be considered proprietary, subject to confirmation through an Objection Calling Notice and receipt of no valid technical objection within the stipulated period. Final procurement may proceed based on the outcome of this process. The procurement will be in accordance with GFR 166 (iii).

**b) Truelab Real-Time Micro PCR Workstation:** Based on scrutiny of the documents provided by the user department, and considering that the equipment is proposed for use in compliance with the National Viral Hepatitis Control Programme (NVHCP) with specifications aligned with the instrument proposed under the NVHCP implementation plan (HP), the PAC Committee certifies that the equipment, Truelab Real-Time Micro PCR Workstation, may be considered proprietary in nature.

**c) 8-Capillary DNA Sequencer:** Based on scrutiny of the documents provided by the user department, the PAC Committee certifies that the equipment, 8-capillary DNA sequencer, may be considered proprietary in nature.

3. **Department of Paediatrics:**

**HFNC Machine:** Based on scrutiny of the documents provided by the user Department, the PAC Committee observes that the equipment, HFNC Machine is also manufactured by other firms registered in India. Hence, the file is returned back to the user Department for reconsideration.

4. **Department of CFM:**

**IBM SPSS Software:** Based on scrutiny of the documents and PAC certificate provided by the user department, the PAC Committee is of the opinion that the software IBM SPSS can be considered to be proprietary in nature.

5. **Department of Pathology**

a) **Organ Photography System:** Based on scrutiny of the documents provided by the user department, the PAC Committee observes that the equipment Organ Photography System is also manufactured by other firms. Hence the file is returned back to the user department for reconsideration.

b) **Upgradation of Microscope from Pentahead to Decahead:** Based on scrutiny of the documents provided by the user department, the PAC Committee certifies that the item i.e., upgradation of the pentahead to decahead microscope may be considered proprietary in nature, as the required parts/accessories are compatible only with the existing Olympus pentahead microscope already installed in the department.

6. **Department of Anaesthesiology and Critical Care**

**Minimal Invasive Cardiac Output Monitoring System:** Based on scrutiny of the documents provided by the user department, the PAC Committee observes that the equipment, Minimal Invasive Cardiac Output Monitoring System is also manufactured by other firms. Hence, the file is returned to the user department for reconsideration.

7. **Department of Central Library:**

**EMBASE Software:** Based on scrutiny of the documents and PAC certificate provided by the user department, the PAC Committee is of the opinion that the software EMBASE can be considered to be proprietary in nature.

8. **Department of Transfusion Medicine**


**NAT Test Kits:** Based on scrutiny of the documents provided by the user department, the PAC Committee certifies that the consumables, i.e., NAT test kits, may be considered proprietary in nature, as these consumables are compatible only with the existing Nucleic Acid Testing System already installed in the department. The validity of the PAC approval for these items shall remain up to 19.02.2029.

9. **Department of General Medicine:**

**Ultrasonic Transducer Cardiac Probes and Rechargeable Li-ion Battery (2-piece pack) for M6**  
Based on scrutiny of the documents provided by the user department, the PAC Committee certifies that the items/accessories Ultrasonic Transducer Cardiac Probes and Rechargeable Li-ion Battery (2Pc pack) for M6 may be considered proprietary in nature as these items are compatible only with the existing 2D Echo machine already installed in the department.

9. **Department of OBG:** Due to incomplete documentation, the file is returned back to the user Department for necessary compliance.

10. **Department of Clinical Immunology & Rheumatology:** Due to incomplete documentation, the file is returned back to the user Department for necessary compliance.

  
Dr. Deepti Malik  
Member Secretary

Copy to:

1. The Executive Director, AIIMS Bilaspur for kind information please.
2. DDA, AIIMS Bilaspur for kind information please.
3. All the members concerned for information and compliance please.

**ALL INDIA INSTITUTE OF MEDICAL SCIENCES, BILASPUR (H.P.)**

**Proprietary Article Certificate**

(Accessories / Consumables/Equipment/Spares/ Servicing & Maintenance)

(Tick appropriate)

Valid for the Current Financial Year

(Refer Para 4.6.1)

File Number and Date Reference		
1	Description of Service	<b>8 Capillary DNA Sequencer (Sanger Sequencer)</b>
2	Make and Name of the Equipment	Applied Biosystems <b>SEQSTUDIO FLEX (8 CAP)</b>
3	Forecast of Quantity/annual requirement	1 (one time purchase)
4	Approximate estimated value for above service	Approx one crore <del>forty</del> lakhs <b>(1,50,30,000)</b>
5	Maker's name and address	Applied Biosystems, USA <b>(CP 26-27)</b>
6	Name(s) of authorized dealers/ Stockist	M/s Brightway agencies, SCO 185 Sector 7 C, Chandigarh, 160019
7	I approve the above purchase on PAC Service basis and certify that: -- Note- Tick to retain only one out of (b), (c-1) or (c2) whichever is applicable and cross out others. Please do confirm (a) by ticking it – without which PAC certificate will be invalid.	
7(a)	This is the only firm who is manufacturing/stocking this item. AND	<input checked="" type="checkbox"/>
7(b)	A similar article is not manufactured/sold by any other firm, which could be used in lieu OR	<input type="checkbox"/>
7(c)-1)	No other make/brand will be suitable for following tangible reasons (like OEM/warranty spares): OR <i>Other vendors offer lower throughput as they do not offer 8-capillary system</i>	<input checked="" type="checkbox"/>
7(c)	No other make/brand will be suitable for following intangible reasons (if PAC was also given in the last procurement cycle, please also bring out efforts made since then to locate more sources): OR	<input type="checkbox"/>
8	Reference of concurrence of finance wing to the proposal:	.....

History of Similar PAC Equipment/Spares Service of this item for past three years may be given below **NA**

Name of the Supplier	Quantity Ordered	Basic Rate on Order (Rs.)	Adverse Performance Reported if Any
Order/Tender Reference & Date			

*Megha Sharma*  
Signature (Faculty 1)

Signature (Faculty 2)  
*Puneet Gupta*

Signature of HOD/ Faculty Incharge  
*Priya Agarwal*  
Dr. Priya Agarwal  
प्राध्यापक एवं विभागाध्यक्ष / Professor & HOD  
सूक्ष्मजीव विज्ञान विभाग / Department of Microbiology  
अखिल भारतीय आयुर्विज्ञान संस्थान, बिलासपुर (हि. प्र.)  
All India Institute of Medical Sciences, Bilaspur (H. P.)  
Regd No. MCI 10-8164

डॉ. मेघा शर्मा / Dr. Megha Sharma  
सह प्राध्यापक / Associate Professor  
सूक्ष्मजीव विज्ञान विभाग / Department of Microbiology  
अखिल भारतीय आयुर्विज्ञान संस्थान, बिलासपुर (हि. प्र.)  
All India Institute of Medical Sciences, Bilaspur (H. P.)  
Regd. No. MCI 18-27904

Signature  
Dr. Puneet Kumar Gupta  
Additional Professor  
Microbiology  
AIIMS Bilaspur (H.P.)  
Regd. No. HPMC 0060

Medical Superintendent  
डि.के.एस. अधीक्षक  
AIIMS, Bilaspur (H.P.)  
अ.मा.आ.स. बिलासपुर (हि.प्र.)

76



Institute Level Technical Specifications Review Committee (TSRC)

All India Institute of Medical Sciences, Bilaspur

Himachal Pradesh-174037



### Conflict of Interest (COI) Declaration

Name of Equipment: 8 Capillary DNA sequencer

**1. Employment/Consultancy:**

I have not been employed by or consulted for any organization manufacturing, selling, or distributing the equipment in question in the past.

**2. Financial Investments:**

I, or any immediate family member, do not have any financial investments in any organization related to the equipment in question.

**3. Research Funding:**

I have not received any research funding or grants from any organization associated with the equipment in question.

**4. Intellectual Property:**

I do not hold any patents, copyrights, or other intellectual property rights related to the equipment in question.

**5. Other Interests:**

There are no other relationships, activities, or interests that could be perceived as a conflict of interest in relation to the equipment being reviewed.

Date: 3.11.2025

Signature with Stamp

Dr. M.R. Shivaprakash MD, DM  
Professor & In-Charge, Mycology  
Department of Medical Microbiology  
Postgraduate Institute of Medical Education & Research  
Chandigarh, India - 160012

- SA.No. Specifications for 8 Capillary DNA sequencer (Sanger Sequencer)
1. Fully automated multi capillary, fluorescence-based DNA Sequencer suitable for DNA sequencing, genotyping by fragment analysis
  2. Only licensed version of the system to be quoted along with user license to perform the sequencing By Sanger method.
  3. **Number of capillaries:** 8 internally uncoated capillaries with Performance Optimized Polymer operating in parallel to meet the throughput. The preferred capillary length is 50 cm. The system should be upgradable to higher number of capillaries when needed. Vendor should share the par numbers and details
  4. **Excitation source:** Single line 505 nm solid-state long-life laser utilizing a standard power supply and without heat removal ducting
  5. **Dye detection:** Cooled CCD detection technology and a spectrograph for color separation. System must be able to detect and analyze 6 or more fluorescent dyes simultaneously for DNA fragment analysis.
  6. **Capillary illumination:** Simultaneous dual-side illumination detection system to maximize signal uniformity and sensitivity that in turn reduces the requirements placed on the user for sample preparation and cleanup
  7. **Tracking of consumable:** Radio-Frequency identification technology to track key consumables data.
  8. **Plastic Consumables:** System should accommodate both 8 well strips as well as 96 well plates
  9. **Supported Applications:** The system should be capable of doing sanger sequencing applications de novo, comparative sequencing, Long Read Sequencing, re-sequencing for confirmation NGS, Gene expression, targeted sequencing, microbial identification, indels, and heterozygote detection; and fragment analysis applications Microsatellite, SSCP, HMA (Heteroduplex Mobility Assay), Linkage analysis, LOH (Loss of Heterozygosity), AFLP, SSR, SSCP, SNP validation and screening
  10. **Polymer:** The system should use universal performance optimized polymer to run both sequencing and fragment analysis applications, enabling the user to seamlessly switch between both applications, even in the same plate.
  11. System should facilitate **continuous plate loading** and **sample reprioritization** feature with walkaway operations
  12. **Instrument On board Computer:**
    - Allows for uploading of protocols or downloading of run files using a USB interface.
    - The system should contain onboard storage capacity with memory capacity of minimum 128 GB for storing approximately data for 12000 to 14000 reactions.
    - Allows for creation of local User Accounts with PIN-protected access. Individual User Accounts that can be linked to online accounts within an online ecosystem.
    - Allows user to load run files from USB or an online ecosystem
    - System should offer connectivity flexibility via local area network, wi-fi or USB
  13. **System software:**
    - System software should support to run sequencing and fragment analysis application on the same plate
    - The system software should be designed with a touchscreen software interface for instrument control to regulate the functions of the instrument, automatically perform primary analysis (i.e. base calling and fragment sizing) and provide functionality for real time data assessment as well as the ability to generate quality control reports.

Dr. M.R. Shivaprakash, MD, PhD  
 Professor & In-Charge, Mycology Division  
 Department of Medical Microbiology  
 Postgraduate Institute of Medical Education & Research  
 Chandigarh, India-160012

डॉ. मेघा शर्मा / Dr. Megha Sharma  
 सह प्राध्यापक / Associate Professor  
 विज्ञान विभाग / Department of Microbiology  
 भारतीय आयुर्विज्ञान संस्थान, चण्डीगढ़  
 Institute of Medical Sciences  
 Chandigarh, India-160012

डॉ. पुनेश कुमार गुप्ता / Dr. Puneet Kumar Gupta  
 अतिरिक्त प्राध्यापक / Additional Professor  
 सूक्ष्मजीव विभाग / Department of Microbiology  
 अखिल भारतीय आयुर्विज्ञान संस्थान, चण्डीगढ़  
 All India Institute of Medical Sciences  
 Chandigarh, India-160012  
 Regd. No. HP/MC/0012

Dr. Pooja Aggarwal  
 HOD Microbiology

77

18

- Sequencer Software should provide reference-based analysis of sequencing reactions for mutation detection and analysis, SNP discovery and validation, sequence confirmation
- The vendor must supply secondary software from the manufacturer for the supported applications including Fragment analysis, Re-sequencing, Microsatellite, SNP validation and screening, insertion and deletion, allele identification and subtyping, minor variant detection, genotyping etc.
- Should send user notifications via email or text message when instrument is started, stopped, or reached an error state with remote monitoring feature. Remote monitoring via a mobile device or networked device should be possible with data visualization.
- System software should have the capability to generate "virtual filters" for fluorescent detection to readily accommodate new dyes and applications as they become available without requiring changes in the optical hardware.

14. **A suitable computer system with pre-installed software should be supplied with below mentioned configurations and vendor should also list cloudbased software from OEM:**

- Windows: 10 or higher
- Processor: i7 13<sup>th</sup> generation or better with inbuilt wi-fi facility.
- Monitor: Minimum 23-Inch TFT display
- RAM :16 GB,
- Hard disk: Minimum 1TB SSD with required external hard disk
- System type: 64-bit original Windows operating system
- USB and Ethernet Ports: 3 minimum for USB and 1 for ethernet
- Keyboard and Optical USB Mouse
- 3-year licensed antivirus

↓ Computer (High-end) as per the Specifications of MeITY (Annexure SA)

15. **Accessories for installation to be provided as per need:**

- Suitable split air conditioner of adequate capacity for running the equipment to be provided with "auto on" feature after power failure. The AC to be installed completely with approximately 30± 5 feet copper wire for outdoor unit.
- Suitable heavy duty anti-vibration table with granite top to be provided
- A 5 KVA online UPS with 1 hour back up should be quoted for smooth functioning of the system and should be fully covered during the extended warranty and CMC period

16. **Starter kit:** Firm should provide starter kit with complete sequencing consumables for minimum 500 reactions including standard controls.

17. **Application and Technical support:** Firm should provide experienced application and technical support for demonstration and training till 1 year after purchase.

18. **Warranty and CMC:** Instrument must have a comprehensive warranty of 2 year and additional 8 years of CMC to be quoted on annual basis during the tender.

19. **Calibration:** In case the instrument requires calibration, any consumables required for calibration during the warranty and CMC period are to be provided at no additional cost.

20. **System should have the capability of Security, Audit and Electronic signature features that assist with certain 21 CFR Part 11 requirements.**

21. **Reinstallation of equipment if needed:** One time shifting and reinstallation if needs to be done during warranty and CMC period, should be taken care by the firm

22. **Previous installations:** Vendor must have 5 or more installations of same or similar equipment in institutes of national importance.

23. **Instrument Performance certificate:** Seller need to supply a performance certificate of the device to the buyer if demanded during the procurement process.

Dr. M.R. Shivaprakash, MD, PhD  
 Professor & In-Charge, Mycology Division  
 Department of Medical Microbiology  
 Postgraduate Institute of Medical Education and Research  
 Chandigarh, India-160012

डॉ. मेधा शर्मा / Associate Professor  
 सूक्ष्मजीव विज्ञान विभाग / Department of Microbiology  
 अखिल भारतीय आयुर्विज्ञान संस्थान, चण्डीगढ़ (H.P.)  
 All India Institute of Medical Sciences, Chandigarh (H.P.)  
 Regd No MCI 18-27304

Dr. Pratik Aggarwal  
 MD, M. Microbiology

गुप्ता / Dr. Puneet Kumar C  
 प्राध्यापक / Additional Professor  
 विभाग / Department of Microbiology  
 अखिल भारतीय आयुर्विज्ञान संस्थान, चण्डीगढ़  
 All India Institute of Medical Sciences, Chandigarh (H.P.)

- 24. **After Sales Service and support:** OEM should have own application support laboratory with the technology in India for local & efficient after sales service-support.
- 25. **Rate freezing of consumables:** The rates of all the consumables required for next five years should be fixed at the time of instrument purchase. Undertaking in this regard to be submitted. Any consumables not mentioned in rate freezing but required for running the instrument will be provided by the supplier free of cost.
- 26. **Certification:** The equipment should have a valid certificate for US-FDA/ European CE/ BIS/ CDSO. The manufacturer should have a valid ISO certificate

Signature: Megha 2/10/25

डॉ. मेघा शर्मा / Dr. Megha Sharma  
 सह प्राध्यापक / Associate Professor  
 मरीचिक विभाग / Department of Mycology  
 अखिल भारतीय आयुर्विज्ञान संस्थान, बिलासपुर  
 All India Institute of Medical Sciences, Bilaspur (H.P.)  
 Regd. No. HPMC 0060

डॉ. पूनेत कुमार गुप्ता / Dr. Puneet Kumar Gupta  
 अतिरिक्त प्राध्यापक / Additional Professor  
 सूक्ष्मजीव विभाग / Department of Microbiology  
 अखिल भारतीय आयुर्विज्ञान संस्थान, बिलासपुर (हि. प्र.)  
 All India Institute of Medical Sciences, Bilaspur (H.P.)  
 Regd. No. HPMC 0060

Signature: Dr. Prati Agarwal  
 HOD, Microbiology

Signature: Shivaprakash 3/10/25  
 Dr. M.R. Shivaprakash, MD, PhD  
 Professor & In-Charge, Mycology Division  
 Department of Medical Microbiology  
 Postgraduate Institute of Medical Education & Research  
 Chandigarh, India-160012

## Specification of Desktop Computers -High End

Sr. No	Specifications
<b>MODEL SPECIFICATIONS RECOMMENDED BY MEITY VIDE ORDER NO. W-43/4/2020-IPHW</b>	
1.	<b>Processor:</b> Entry Level AMD Ryzen 7 (5825U) / Intel Core i7 (1265U) or Higher generation
2.	<b>Chipset:</b> Latest and Compatible chipset as per processor make.
3.	<b>Memory:</b> Minimum 16 GB DDR4 RAM with support of suitable slots to expand up to 64 GB or more
4.	<b>Storage:</b> 1TB NVMe SSD or higher
5.	<b>Mouse:</b> Optical USB scroll mouse wired (Same OEM Make)
6.	<b>Keyboard:</b> 104 keys USB keyboard wired (Same OEM Make)
7.	<b>Audio:</b> One Internal speakers with One 3.5 mm Microphone Jack
8.	<b>Ports:</b> Minimum 6 USB ports, at least one HDMI/Display Port, LAN Integrated Gigabit Ethernet (1Gbps)
9.	<b>SMPS:</b> 180-250 W
10.	<b>Cabin:</b> MT/SFF
11.	<b>Operating system:</b> Genuine <b>Windows 11 Pro</b> 64 Bit with at latest service packs <b>factory preloaded</b> . Genuine licensed windows will be checked and should be verifiable for windows authenticity with 25-digit window key in command prompt using command: "wmic path softwarelicensingservice get OA3xOriginalProductKey"
12.	<b>Certifications:</b> BIS, BEE, EPR, RoHS, ISO or any other relevant Indian Certificate. The hardware must be fully compatible with the latest version of Ubuntu, Linux and latest Window (Certificate to be included) and compliant to relevant guidelines of MeitY and CERT-In related to hardware, firmware and cybersecurity.
13.	<b>Motherboard:</b> OEM motherboard with TPM 2.0 (Trusted Platform Module) – Hardware based only and all necessary components.
14.	<b>Monitor:</b> 24 Inches or above full HD (1920 x 1080), LED monitor or better (Same OEM make as the PC).
15.	<b>Diagnostic Software:</b> Diagnostic Tool (Identify hardware Issue, Performance Monitoring, System Information, Troubleshooting, Firmware and Driver Updates etc.)
16.	<b>Installation and Demonstration:</b> To be provided by vendor on site (include in the price)
17.	<b>Warranty:</b> 05 year on site comprehensive OEM warranty and authorised Service Centre within radius of 150 KM from the Institute.
18.	Bidder should provide demo of the offered product before the Technical Evaluation Committee on the scheduled dates.

*Megha Sharma*  
 डॉ. मेघा शर्मा / Dr. Megha Sharma  
 सह. प्राध्यापक - Associate Professor  
 Department of Microbiology  
 ज्ञान संस्थान, बिलासपुर (हि. प्र.)  
 Medical Sciences, Bilaspur (H. P.)  
 Regd. No. MCI 18-27904

*Puneet Kumar Gupta*  
 डॉ. पुनीत कुमार गुप्ता / Dr. Puneet Kumar Gupta  
 अतिरिक्त प्राध्यापक / Additional Professor  
 सूक्ष्म जीव विज्ञान विभाग / Department of Microbiology  
 ज्ञान संस्थान भारतीय आयुर्विज्ञान संस्थान, बिलासपुर (हि. प्र.)  
 All India Institute of Medical Sciences, Bilaspur (H. P.)  
 Regd. No. HPNC 0060