



Document No. AIIMS/BLS/G/2025-26/72

Date: 22/09/2025

Call for Objection Notice
(Under Rule-166 of GFR 2017)

Subject: - "Call for objection against procurement of consumable for HYBRID CAPTURE HC2 SYSTEM, Brand QIAGEN, Model no. DIGENE MICROPLATE LUMINOMETER (DML) 3000 installed in Deptt. of Pathology, AIIMS Bilaspur under Proprietary. Where OEM is M/s QIAGEN Sciences LLC.

Reference: - File no. AIIMS/BLS/Patho/25/306, Procurement of consumable for HYBRID CAPTURE HC2 SYSTEM installed in Pathology, AIIMS Bilaspur under Proprietary article.

The Department of Pathology, AIIMS Bilaspur has intended to procurement of consumables for HYBRID CAPTURE HC2 SYSTEM on proprietary article basic as per provision of GFR-2017 rule 166, directly from M/s Medihealth,16-A, Calibre Plaza (A.C. Market),Bhadaur House, Ludhiana.(Pb.)-141008 an authorised dealer/distributor/agent of M/s Qiagen India Pvt. Ltd., Corporate one, Plot No. 5, District Cente Jasola New Delhi-110025 for reagents/consumable which satisfies all requirement of being a proprietary item.

Relevant documents are published on institute website for inviting objection(s)/claim(s)/comment(s), if any, form eligible manufacturer/supplier, before accepting the claim of earlier said manufacturer and accordingly making procurement under proprietary article.

Objection(s)/Claim(s)/Comment(s), should be sent to the office of Faculty In-charge, Procurement, AIIMS Bilaspur (H.P.) in a sealed envelope with above mentioned subject & reference number or by e-mail at **procure_equipment@aiimsbilaspur.edu.in** and **storeofficer@aiimsbilaspur.edu.in**, within 21 days from the date of publication of this notice i.e. on or before **13/10/2025** upto 05:00PM.

Failing which it will be presumed that no manufacturer/supplier has any objection/ claim against above said equipment/article & same will be consider as proprietary article and case will be decided on merits.

Faculty In-Charge
Procurement
AIIMS, Bilaspur (H.P)

Enclosure: -

- PAC by Manufacturer/OEM
- Authorization certificate by Manufacturer/OEM
- PAC by indenting department
- List of items along with specification and other details

ALL INDIA INSTITUTE OF MEDICAL SCIENCES, BILASPUR (H.P.)

Proprietary Article Certificate

(Accessories / Consumables/Equipment/Spares/ Servicing & Maintenance)
(Tick appropriate)

Valid for the Current Financial Year

(Refer Para 4.6.1)

File Number and Date Reference		AIMS/Patho/Dr/206. 30/9/25
1	Description of Service	HPV testing
2	Make and Name of the Equipment	Qiagen, Hybrid capture II System. <small>QML3000</small>
3	Forecast of Quantity/annual requirement	Annual requirement
4	Approximate estimated value for above service	13,63,868.8/-
5	Maker's name and address	Mediatech, Qiagen India Pvt Ltd.
6	Name(s) of authorized dealers/ Stockist	Qiagen India Pvt Ltd. Mediatech
7	I approve the above purchase on PAC Service basis and certify that: -- Note: Tick to retain only one out of (b), (c-1) or (c2) whichever is applicable and cross out others. Please do confirm (a) by ticking it – without which PAC certificate will be invalid.	
7(a)	This is the only firm who is manufacturing/stocking this item. AND	<input checked="" type="checkbox"/>
7(b)	A similar article is not manufactured/sold by any other firm, which could be used in lieu OR	<input checked="" type="checkbox"/>
7(c)	No other make/brand will be suitable for following tangible reasons (like -1) OEM/warranty spares): OR	<input checked="" type="checkbox"/>
7(c)	No other make/brand will be suitable for following intangible reasons (if PAC was also given in the last procurement cycle, please also bring out efforts made since then to locate more sources): OR <i>Close system</i>	<input type="checkbox"/>
8	Reference of concurrence of finance wing to the proposal:

History of Similar PAC Equipment/Spares Service of this item for past three years may be given below

Name of the Supplier	Order/Tender Reference & Date	Quantity Ordered	Basic Rate on Order (Rs.)	Adverse Performance Reported if Any

Dr. Gurpreet Saini
Assistant Professor
Dept. of Pathology and Lab. Medicine
Regd. No. PMC-45545

Signature (Faculty 2)


[Signature]

Signature (Chairperson PAC committee)

[Signature]

Signature of HOD/ Faculty Incharge

Dr. Gurwinder Kaur
Assistant Professor
Dept. of Pathology
AllMS, Bilaspur (H.P.)
Regd. No. PMC-42078



MANUFACTURER's / PRINCIPAL's AUTHORIZATION FORM

Date :- 01/03/2024

To
All India Institute of Medical Sciences,
Bilaspur, H.P

Sub :- Authority Letter

Ref No :- GEM/2024/B/4506219 dated 13.02.2024 & due on 05.03.2024

Dear Sir/Madam,


We, **QIAGEN INDIA PVT. LTD.**, who are established and reputable manufacturers of Molecular Diagnostic Instruments & Kits, having factories at Hilden, Germany and Germantown, US, hereby authorize **M/s. Medihealth, 16-A, Calibre Plaza (A.C. Market), Bhadaur House, Ludhiana. (Pb.) – 141008** to bid, negotiate and conclude the contract with you against your Gem Bid No. GEM/2024/B/4506219 dated 13.02.2024 & due on 05.03.2024.

No company or firm or individual other than **M/s. Medihealth, 16-A, Calibre Plaza (A.C. Market), Bhadaur House, Ludhiana. (Pb.) – 141008**, are authorized to bid, negotiate and conclude the contract in regard to this business against your Gem Bid No. GEM/2024/B/4506219 dated 13.02.2024 which is due on 05/03/2024.

We hereby extend our full guarantee and warranty as per the conditions of tender/Enquiry for the goods offered for supply against your enquiry by the above firm.

Yours faithfully,
Sanjay Kumar – Account Manager (MDx)
Mob :- 7042895138
Email :- Sanjay.Kumar@qiagen.com

For QIAGEN India Private Limited,



(Authorized Signatory)

डॉ. तरुणप्रीत सैनी / Dr. Tarunpreet Saini
सहायक आचार्य / Assistant Professor
विकृति विज्ञान विभाग एवं प्रयोगशाला चिकित्सा
Deptt. of Pathology and Lab Medicine
एम. बिलासपुर (हि.प्र.) / AIIMS, Bilaspur (H.P.)
Regd. No. PMC 44545

डॉ. मनुप्रिया
Dr. Manupriya
अतिरिक्त आचार्य
Additional Professor
विकृति विज्ञान विभाग एवं प्रयोगशाला चिकित्सा
Deptt. of Pathology and Lab Medicine
एम. बिलासपुर (हि.प्र.) / AIIMS, Bilaspur (H.P.)
Regd. No. HPMC 0233



PROPRIETARY CERTIFICATE

New Delhi
14 Oct 2023

To Whom it May Concern

This is to certify that following products listed in ANNEXURE -1 are proprietary products of M/s QIAGEN Sciences LLC located at 19300, Germantown Road, Germantown, Maryland 20874, United States.

We, QIAGEN INDIA Pvt. Ltd. having registered address at QIAGEN INDIA Pvt. Ltd., Corporate One, Plot No. 5, District Centre, Jasola, New Delhi -110025, is the sole authorized representative for the sale & distribution of this product in India directly or through its authorized distributor.

ANNEXURE -1

Cat. No.	Product Description
5000-00031	DML 3000 120-240 V
6000-1240U	Microplate Heater I,230V
6000-2240E	Rotary Shaker I,230 V
5015-1010	STM Specimen Rack (48 Tubes)
5030-1010	hc2 Manual Wash Apparatus
9024228	Binder Suite 4.4 (CE)
5075-1011	XLG Pipette tips
5080-1000	Screw Cap
6000-1203	hybrid microplate, 96 well plate
6000-5001	Costar/microplate lids

Regards



K.Sowmya Narayanan
Senior Sales Development Manager
QIAGEN India Pvt. Ltd.
Email ID: sowmya.narayanan@qiagen.com
Mobile: +91 7042633117

डॉ. मनुप्रिया
Dr. Manupriya
अतिरिक्त आचार्य
Additional Professor
विकृति विज्ञान विभाग एवं प्रयोगशाला चिकित्सा
Deptt. of Pathology and Lab Medicine
एम्स, बिलासपुर (हि.प्र.)/AIIMS, Bilaspur (H.P.)
Regd. No. HPMC 0233

डॉ. तनुप्रीत सैनी / Dr. Tanupreet Saini
अतिरिक्त आचार्य / Assistant Professor
कृषि विज्ञान विभाग एवं प्रयोगशाला चिकित्सा
Dept. of Pathology and Lab Medicine
एम्स, बिलासपुर (हि.प्र.) / AIIMS, Bilaspur (H.P.)
Regd. No. PMC 44545

QIAGEN India Pvt. Ltd.

Corporate One, Plot No.5 | District Center, Jasola | New Delhi 110025

Tel - 91 11 47128301 | Fax - 91 11 47128302 | Email - customercare-india@qiagen.com | www.qiagen.com

QIAGEN Warehouse

Village Bhangrola | Sub Tehsil Harsaru | IMT Manesar | Sector-M 12 | Gurgaon | Haryana-122 505 | India

10



TO WHOMSOEVER IT MAY CONCERN

QIAGEN develops, manufactures and markets proprietary gene-based diagnostic tests for the screening, monitoring and diagnosis of human diseases. Our primary focus is in women's cancers and infectious diseases. We have applied our proprietary Hybrid Capture[®] technology to develop a successful diagnostic test for human papillomavirus (HPV), which is the primary cause of cervical cancer and is found in greater than 99% of all cervical cancer cases. Our HPV testing products, which are US Food and Drug Administration (FDA)-approved tests for the detection of HPV, are each a reproducible, objective test for the primary cause of cervical cancer.

Hybrid Capture is a signal amplification technology that combines the convenience of a direct probe test with the sensitivity of an amplification test, requires minimal sample preparation and provides objective test results. The Hybrid Capture system comprises of the HC2 High-Risk HPV DNA Test[®] kit (the *digene*[®] HPV test) and the micro plate luminometer DML 2000 / DML 3000 along with accessories. Our patented Hybrid Capture RCS platform has been optimized for automated, high-throughput, cost-effective cervical cancer screening applications with the HC2 High-Risk HPV DNA Test kit.


The HC2 HPV test kits use an antibody capture chemiluminescence signal-detection system that involves signal amplification. The HPV DNA reacts with the base pairs of the test solution. This reacted viral DNA is combined with viral-specific RNA probes, creating hybrids. These RNA:DNA hybrids are then combined onto a solid phase coat, with subsequent capture by universal antibodies that are specific for that particular RNA:DNA nucleic acid hybrid. In turn, the RNA:DNA antibody is detected by a signaling antibody conjugated to alkaline phosphatase, resulting in chemiluminescence, which, when amplified, can be measured in relative light units (RLU) on the DML instrument.

The *digene* HPV Test kit uses our proprietary hybrid capture technology and contains individual RNA probes of the thirteen most significant cancer-causing, high-risk HPV types. Our HPV test products use a signal amplification process to detect small amounts of the HPV DNA collected from the cells of the cervix. Each test kit consists of RNA probes to specific HPV types, antibodies, detection reagents and a 96-well microplate coated with antibodies. The detection is carried out on the DML 2000 / DML 3000 instrument system.

We manufacture the DML 2000 / DML 3000 system and accessories to enable labs to perform the HC2 HPV tests (the *digene* HPV tests). The *digene* HPV tests and associated instrumentation have been approved by US FDA for testing patient samples. The equipment set consists of the following:

Dr. Tarun Kumar Singh / Dr. Tarun Kumar Singh
Assistant Professor
Dept. of Pathology and Lab. Medicine
All India Institute of Medical Sciences, Bilaspur (H.P.)
U.I. No. PMC 44545

Dr. Manjriya
National Professor
Dept. of Pathology and Lab. Medicine
All India Institute of Medical Sciences, Bilaspur (H.P.)
Regd. No. PMC 0233



- DML 2000™/DML 3000™ Instrument and Version 2 Software
- Hybrid Capture System (HCS) Rotary Shaker I
- HCS Microplate Heater I

Patents and other proprietary rights are essential to our business. We own or have license rights to over 150 patents and patent applications. Our most significant patent rights relate to our Hybrid Capture technology and HPV types. Our Hybrid Capture technology combines two of the most significant technologies in the life sciences industry, DNA/RNA probes and monoclonal/polyclonal antibodies, to allow rapid, standardized gene-based testing in virtually any laboratory setting. In May 2001, we received a United States patent for our Hybrid Capture assay from the United States Patent and Trademark Office.

U.S. Hybrid Capture Patent Nos.

6,228,578B1

We have not out-licensed our Hybrid Capture technology to any third party and believe our know-how and the complexity of our technology make it difficult for others to replicate our Hybrid Capture technology.

Our principal trademarks include:

- digene*
- HC2 High-Risk HPV DNA Test
- HYBRID CAPTURE

Regards,

VEERAVALLI RAGHAVAN
Sr. Regional Marketing Manager – MDx

Place : New Delhi.

Date : 30 April 2013