



TECHNICAL SPECIFICATIONS FOR GYNAECOLOGICAL BINOCULAR PHOTO/VIDEO COLPOSCOPE WITH INTEGRATED FULL HD CAMERA & ARCHIVING SOFTWARE

- Should be Binocular Colposcope
- The output of video colposcope should be full HD (1920*1080) with CCD/CMOS camera, should not be in built to colposcope
- Should have maintenance free white LED light source with a recommended lamp life of 20,000 working hours with a illumination intensity of 45,000-52,000 Lux
- Should be vertically mounted model on a centre post with an easily manoeuvrable 4- or 5-legged base, of which at least 2 should have a breaking facility. The vertical joint should be rotatable and preferably with a vertical height adjustment, OR should be on a weighted stand with adjustable arm. with Swing Stand option
- Must have fine focusing mechanically, via focusing knob
- Blood vessel Delineation Filter: Optical Green Filter
- Should have anti- vibration Image and should ensure clear image under high magnification
- Image output. Video/HDMI/ USB output
- Working Distance of 300mm
- "Magnification range: between 7.5x to 30x
- with 3 step magnification changer"
- Eyepiece should have ametropia compensation of -5 to +5 diopters.
- Field of view: 5-50mm
- Depth of view: 2mm-10mm
- Imaging System with 18+Megapixel
- System should be US FDA / CE/ BIS/CDSCO Approved
- Colposcopy Software & Data Management System
- Equipment to be supplied with Colposcopy software with complete data management Systems
- Management of examination viewing, Image capture, Image Freeze, Video Recording, Video editing and recall of archived images and videos.
- Equipment to be supplied with workstation (Preferably laptop or All in one PC)
- Should provide two numbers of Imported explosion proof footswitch for use with work station to save the pictures.
- Integration to LAN and HIS when required
- Should have the facility to point and mark the biopsy site
- Adequate storage for colposcopy pictures
- Reference pictures and videos inbuilt in the software
- Printing of multi-format diagnosis report like four photo report


 Dr. Arunima Saini / डॉ. अरुणिमा सेनी
 Assistant Professor / सहायक प्राध्यापक
 Dept. of Obstetrics & Gynaecology / प्रसूति एवं स्त्री रोग
 AIMS, Bilaspur (H.P.)
 अखिल भारतीय आयुर्विज्ञान संस्थान, बिलासपुर, हिमाचल प्रदेश


 Associate Professor / सहायक प्राध्यापक
 Dept. of Obstetrics & Gynaecology / प्रसूति एवं स्त्री रोग
 AIMS, Bilaspur (H.P.)
 अखिल भारतीय आयुर्विज्ञान संस्थान, बिलासपुर, हिमाचल प्रदेश

- Facility to transfer data to USB and email
- Colposcopy SWEDE score Evaluation

Motorized Gynecological examination chair

- Continuously variable motorized height adjustment via wired handset and battery backup.
- Horizontal positioning for abdominal ultrasound and manually operated pelvic tilt
- Required space should be less than 2-3 m2
- Height adjustment. 540-560 min-900-930 mm max, tilting, motorized
- backrest:0-70 Deg
- Lifting capacity 175-200kg, voltage: 230 V, 50/60 Hz.
- Included seat and backrest cushion, mains cable, cushioned leg support, stainless steel foot plate, pair of lithotomy crutches, hand grips, SS pan, patient hand control for height adjustment and integrated paper roll holder.
- Upholstery should be 50-80 mm thick and should have 27-30" width.
- Colposcope holder should be compatible with tube diameter
- Foot rest for doctor

Doctors chair

- Height adjustable, smooth running safety chassis on 5 double castors

Standards, safety and training

- It should have US FDA/ CE/ BIS/CDSCO Approved certification
- Manufacturer should have ISO certification for quality standards.
- All above hardware should be from same manufacturer
- Comprehensive training for lab staff and support services till familiarity with the system

Warranty and Service

- Comprehensive warranty for 2 years and 8 years Comprehensive Maintenance Service after warranty. The cost of CMC must be quoted in the price bid.
- Percentage of uptime guarantee of the equipment during warranty and CMC period for which commitment is to be given must be specified with acceptance of applicable penalty clauses in case of failure to do so.
- Principal manufacturer must have registered service centre in India. After sales service must be provided in the city of installation. In situations requiring service/repair of the unit outside the city of installation, the expenditure on account of this will have to be borne by the supplier

[Signature]
 Associate Professor
 Deptt. of Obstetrics & Gynecology
 AIIMS, Bhaspur (HP)
 अखिल भारतीय आयुर्विज्ञान संस्थान - बिनासपुर, हिमाचल प्रदेश.
 Recd No: UKMC 15

[Signature]
 Saini
 Deptt. of
 अखिल भारतीय आयुर्विज्ञान संस्थान - बिनासपुर, हिमाचल प्रदेश.
 Recd No: UKMC 66

[Signature]
 07/11/25
 Professor
 Gynecology
 (H.P.)
 AIIMS
 Deptt. of Obstetrics & Gynecology
 Bhaspur (HP)



Corrigendum

Ref No of GeM Bid No. : GEM/2025/B/6669868


Issue Date : 30-09-2025 & 01-09-2025

Name of the Bid: **Optical Colposcope with Digital Imaging**

The clarifications and amendments on the representations received are as given below:

Representation from: GeM

S. No.	Tender Technical Specification	Requested modifications (Representation)	Amendment
1	The output of video colposcope should be full HD (1920*1080) with CCD/CMOS camera, should not be in built to colposcope.	Kindly amend to optical colposcope has built in camera and the HD output is via a power control box	Rejected ; not as per specifications
2	Magnification range: between 7.5x to 30x with 3 step magnification changer".	Kindly amend to The magnification factors: 2.0 – 1.4 – 1.0 – 0.7 – 0.5 are freely selectable with magnification range from 4.3 to 17 at 300mm optics.	Rejected; not as per specifications
3	System should be US FDA approved.	Kindly amend to System should be US FDA / European CE /ISO approved.	To incorporate Make in India Products, the specifications is modified as below: – System should be US FDA/CE/BIS/CDSO approved – Manufacturer should have ISO certification
4	Should provide two numbers of Imported explosion proof footswitch for use with workstation to save the pictures.	Kindly amend to one footswitch with software	Rejected ; not as per specifications
5	Reference pictures and videos inbuilt in the software.	Kindly delete.	Rejected ; not as per specifications
6	Facility to transfer data to USB and email.	Kindly amend to USB only	Rejected;not as per specifications
7	Colposcopy SWEDE score Evaluation.	Kindly remove.	Rejected; not as per specifications


2/11/25


2/11/25



70

3	System should be US FDA approved.	You have asked 'System should be US FDA approved" It should be - System should be USFDA/ CE / CDSCO and ISO 13485". As per Office Memorandum No. F. No. Z.28018/67/2017-EPW dated 5.11.2019 of Ministry of Health & Family Welfare the USFDA / European CE certified product is restrictive and discriminatory for local manufacturers so certification should allow Indian	Accepted
---	-----------------------------------	---	----------



**All India Institute of Medical Sciences, Bilaspur
Himachal Pradesh- 174037**

	manufacturer under "Make in India" policy of Govt. of India.	
--	--	--

[Handwritten Signature]
7/11/25

[Handwritten Signature]
2/11/25

[Handwritten Signature]
7/11/25